






	Model number	Description	W	D	H	SH	AH	Weight	COM	COL sq.ft.
	SI 0290	Side chair. Beech veneered back and upholstered seat. Solid beech legs.	18.25	21	32.5	18.5	-	36	0.65	11
	SO 0291	Arm chair. Beech veneered back. Solid beech arms and legs and upholstered seat.	21	21	32.5	18.5	26.25	21	0.65	11
	BQ 0292	Bar stool. Beech veneered back. Solid beech legs and upholstered seat. Brushed stainless steel stretchers.	16.75	18.25	41.25	32	-	20	0.55	10

Measurements ± 0.25 in  
Measurements inches (in.), yards (yd) , square feet (sq. ft.)

All models protected by international patent. This publication may not be reproduced in whole or in part in any manner whatsoever without the written permission of the Publisher.

Andreu World America LLC.

222 Merchandise Mart Plaza  
Suite 10-132  
Chicago, IL 60654  
Phone 312.464.0900  
Fax 312.646.0907  
Toll Free 1.800.632.5272  
info@andreuworldamerica.com  
www.andreuworldamerica.com

When ordering, please specify:

- a) Model name and number.
- b) Wood finish number.  
Standard beech finishes: 300, 302, 310, 319, 322, 325, 336, 337, 339, 364, 369, 370, 372, 381, 380, 641, 830, 840.
- c) Describe COM fabric, including manufacturer and model number.

**Claudia** Estudio Andreu

The Claudia collection includes a side chair, arm chair and bar stool and they display

the warm characteristics of wood. The armrests, frame and legs are

solid beech, while the backs are beech-veneered plywood. Seats are upholstered.



**Andreu World** America



SI 0290



SI 0290



SO 0291



BQ 0292